

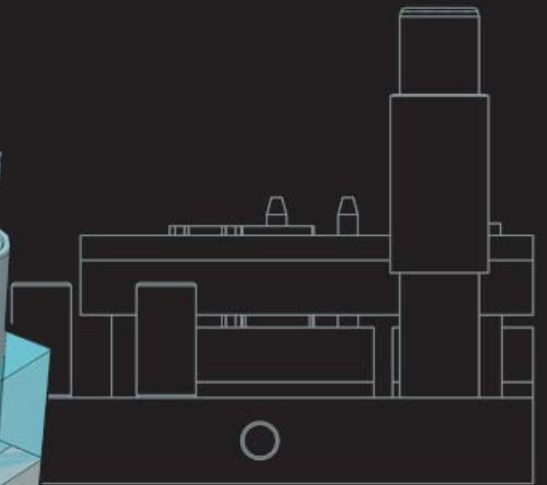
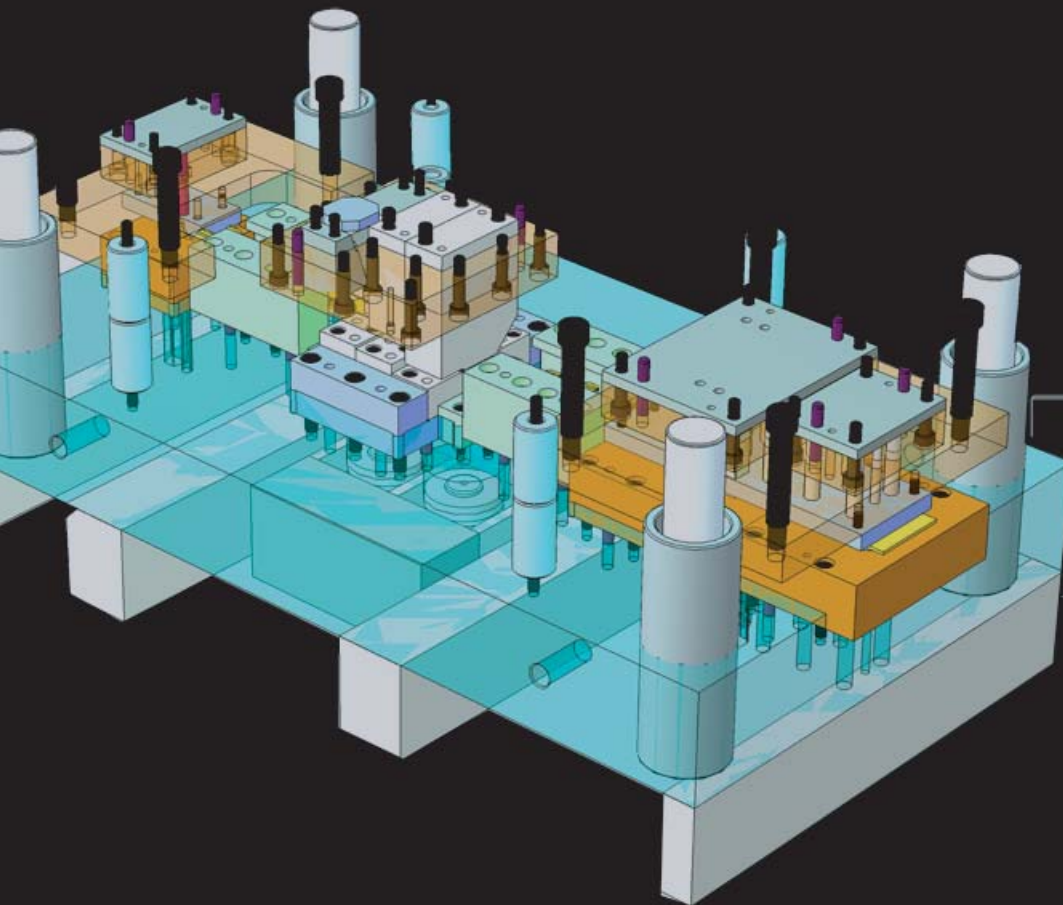

3D is the only solution to improve time to market and to reduce errors. 3D is a universal language allowing clear communication and collaboration. The results are superior to 2D die design methods.

3D QuickTools products are add-ins for the SolidWorks® die designer. These products allow users to unfold the product quickly, define the process, and automate the users intent to create the punch and die design assemblies. Our software assists the die designer to communicate clearly with the working environment by utilizing SolidWorks® eDrawings.

The unique unfolding capabilities allow the user to do feature recognition whether it is an imported part or a native SolidWorks® part. The associative and high performance model can compensate for many parameters such as spring back and bend allowance. Formed features can be automatically and semi-automatically recognized to unfold real-world stamped parts.



3D Solution for Die Designers



3D QuickTools Ltd.

www.3dquicktools.com

To Enable Tooling Engineers To Use The Power of 3D Design

Best-in-class

Features

Interface

- ▶ Full range of CAD interfaces to read both imported data or native data for 3D surface & solid models along with 2D drawings

Unfold

- ▶ Special modeling tools for cleaning data
- ▶ Powerful modeling functions
- ▶ Strong automatic metal feature recognition
- ▶ Handle deformed features, bends & bend allowance
- ▶ Generation of blank shape and layout
- ▶ Supports different bend conditions
- ▶ Organized unfolding manager
- ▶ Supports design for manufacture

Strip layout design

- ▶ Supports drag & drop, insert/delete stations
- ▶ Instant 3D feedback
- ▶ Strips for unlike parts
- ▶ Scrap design
- ▶ Feature renaming
- ▶ Stock optimization
- ▶ Center of force calculation
- ▶ Springback
- ▶ Intelligent strip layout with automatic associative properties
- ▶ Deep draw calculator
- ▶ WYSIWYG blank positioning
- ▶ Nesting in station layout
- ▶ Mirror unfold part
- ▶ Export to Excel for costing

Punch design

- ▶ Auto creation of cutting & bending punches
- ▶ User defined punch
- ▶ Die inserts
- ▶ Punch features are fully editable
- ▶ Production-Level-Template wizard
- ▶ Easy customization without programming
- ▶ Punch design utilities

Die set design

- ▶ User definable databases
- ▶ Automatic hole creation
- ▶ Edit hole table
- ▶ Tools for component placement
- ▶ Supports compound die and transfer die
- ▶ Interference detection
- ▶ Structured die set assembly
- ▶ Standard & user definable components without programming
- ▶ Tools for modifying die set structure
- ▶ Simulation of die mechanism
- ▶ Standard catalog components
- ▶ Automatic BOM & QuickDrawing for layout
- ▶ Assembly drawing generation
- ▶ Sort balloon & auto-ordinate dimensioning
- ▶ Report generation

3D QuickTools Limited

Unit 115, No.5 Science Park West Avenue,
Hong Kong Science Park, Shatin, N.T., Hong Kong
Tel: +852 2788 2832 Fax: +852 2777 6676
www.3dquicktools.com

More ...



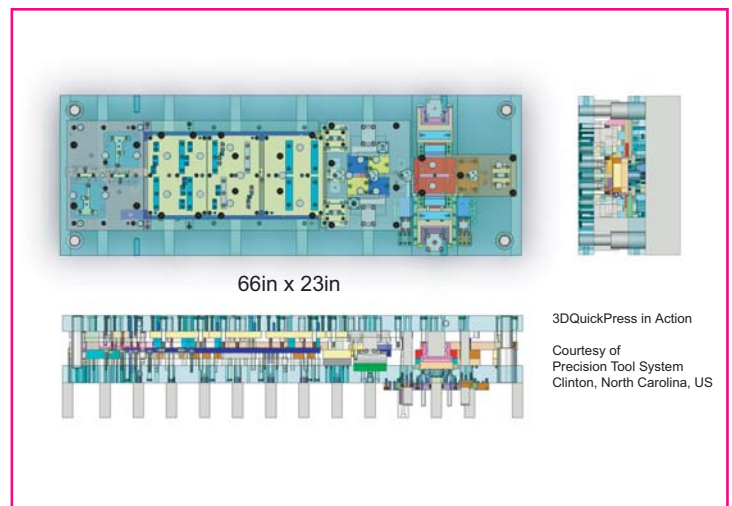
The high performance Strip and Stage tooling layout approach allows the designer to work in the SolidWorks Part environment without traditional limitations of parent/child design constraints, configuration limitations, and assembly modeling complexity. This allows the users to concentrate on true die design process with incredible performance like a 2D system while maintaining associativity to the 3D part(s).

The process for strip layout is very 2D orientated and the 3D is automatically created! The user can utilize Strip Manager to set up the process for which the tool will operate (pierce, notch, form, and bend); then dragging and dropping processes from station to station to redefine the design. The designer is not held back by traditional 3D history limitations and/or long rebuild times.

Punch Design and Die Set Design are highly automated while allowing for user design intent to be captured without programming! This technology is known as Production-Level-Templates (PLT)s and is revolutionizing the industry. By capturing design intent with simple best practices and high performance rebuilds, the user can reduce design time along with 2D drafting. These PLT templates are simple to create with the PLT Wizard. They can automate any aspect of the die design process including cutting, bending, extruding, die sets, and user-defined methodologies.

There are many other aspects to 3DQuickPress including Detail Drafting automation tools for Sorting Balloons, Auto-Ordinate Dimensioning with Filtering, Machining Attributes for CAM, and sketching enhancements for fine-details of the 2D and 3D components.

World-Class Value-Added Resellers provide 3DQuickPress and related products such as 3DQuickForm, 3DQuickForm Professional, 3DQuickStrip, and 3DQuickQuote. To learn more about our solutions, please contact www.3dquicktools.com or your local reseller for a live demonstration.



Strategic Technology Solutions, LLC
North American Distribution and Reseller Support
165 N. Arlington Heights Road, Suite 101
Buffalo Grove, IL 60089, USA
Toll Free (USA): +1 888.207.1096
Fax: +1 847.850.5361